



# VOTED THE INDUSTRY'S BEST TECHNICAL LIBRARY - WWW.ENVIROSPEC.COM

## GEAR BOX DUAL BEARING



- #1028-181 for 1" shaft 13-18 HP
- #1028-241 for 1" shaft for 18-24 HP
- #1028-242 for 1-1/8" shaft for 18-24 HP
- #1028-311 for 1-1/8" shaft for 30 HP

## 12-VOLT PUMP CLUTCH



- Stops the pump when the gun is released.
- Pressure or flow switch is required
- For engines up to 22 HP

#9333 \$239.00

## FOAM CANNON

- Attaches to end of wand
- Throws a thick foam
- Works on units up to 6.6 GPM
- Rated for 3,000 PSI
- Order with or without bottle.



#1273 With Bottle \$56.95  
#1273-N Without Bottle \$52.95

## CHEM LINE

- Reinforced Poly Tubing
- 250 PSI Working Pressure
- Resistant to Chems, Fuels, Solvents



### 1/4", 250 PSI

#1161 1/4" x 100' Roll \$27.65  
#1162 1/4" x 300' Roll \$86.64

### 3/8", 250 PSI

#1164 3/8" x 50' Roll \$ 23.11  
#1165 3/8" x 100' Roll \$ 43.25  
#1166 3/8" x 300' Roll \$119.36

### 1/2", 250 PSI

#2217 1/2" X 100' Roll \$ 54.73  
#2637 1/2" X 300' Roll \$147.29

### 3/4", 250 PSI

#2483 3/4" x 100' roll \$ 96.27  
#2709 3/4" x 300' roll \$264.83




### 1/4" Premium Clear Line

#1167 100' Thick Wall \$39.87  
#2199 100' Standard \$29.97

## THERMAL PROTECTOR

- Installs on inlet side of pump and allows cold water to enter if the gun is left in by-pass to long.



#1076 1/2" End Discharge \$ 6.08  
#5575 3/8" End Discharge \$ 4.45  
#1062 3/8" Side Discharge \$12.77

## SAFETY PRESSURE RELIEF VALVE

- Rated to 6000 PSI/12 GPM



#0534 Premium \$18.95  
#1126 Valve w/Barb \$17.95

## EASY START VALVE

- For 'rope-start' pressure washers
- Installs on high-pressure side of pump and relieves back-pressure on pump.



#1124 \$19.95

## BRASS SOAP NOZZLES

- The smaller the hole size the higher the pressure and the less your injector will draw.
- The larger the hole size the more chemical your injector will draw and the pressure will be less.



#1876 Screw-In, 65°, 40 Hole Size  
#1877 Quick Connect, 65°, 40 Hole Size

## STAINLESS SOAP NOZZLES



All @ \$4.94

- #SSN-0030 - Screw-In, 00°, 30 hole size
- #SSN-0040 - Screw-In, 00°, 40 hole size
- #SSN-0050 - Screw-In, 00°, 50 hole size
- #SSN-0060 - Screw-In, 00°, 60 hole size
- #SSN-1512 - Screw-In, 15°, 15 hole size
- #SSN-1515 - Screw-In, 15°, 15 hole size
- #SSN-1520 - Screw-In, 15°, 20 hole size
- #SSN-1525 - Screw-In, 15°, 25 hole size
- #SSN-1530 - Screw-In, 15°, 30 hole size
- #SSN-1540 - Screw-In, 15°, 40 hole size
- #SSN-2512 - Screw-In, 25°, 12 hole size
- #SSN-2515 - Screw-In, 25°, 15 hole size
- #SSN-2520 - Screw-In, 25°, 20 hole size
- #SSN-2525 - Screw-In, 25°, 25 hole size
- #SSN-2530 - Screw-In, 25°, 30 hole size
- #SSN-2540 - Screw-In, 25°, 40 hole size
- #SSN-2550 - Screw-In, 25°, 50 hole size

## FUEL FILTERS

- Removes water from fuel
- The M-T-M is the most popular



#1794 M-T-M \$37.58  
#1419 Racor \$44.95

## SOOT REMOVER

- Add to burner fuel to stop smoking & keep coils clean



#6998 Pint \$14.78  
#6999 Quart \$18.84